





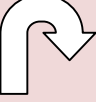
Worksheet B: Project Based Asset Mapping

What assets inside our community may be able to help, or want to be part of this project?

Individuals 	Who knows them	What are their gifts to contribute that we know	Why might they participate	Who will ask	Contact info
Associations or groups 	Who knows them	What are their gifts to contribute that we know	Why might they participate	Who will ask	Contact info

Institutions 	Who knows them	What are their gifts to contribute that we know	Why might they participate	Who will ask	Contact info
Economic Assets \$\$	Who knows them	What are their gifts to contribute that we know	Why might they participate	Who will ask	Contact info
Cultural Assets 	Who knows them	What are their gifts to contribute that we know	Why might they participate	Who will ask	Contact info

Are there assets outside our community that we need or want to be part of this project?

Outside Assets 	Who knows them	What are their gifts to contribute that we know	Why might they participate	What might we lose from outside involvement	Who will ask

Starting Point: What assets already intersect that can create action?

Assets	Asset	Where/how do they connect

What assets are NOT CONNECTED that could be connected to help our project?

Assets	Asset	Where/how do they connect